

iTraxx European Performance Credit Index (ITRXPFL Index)



Passive exposure to European credit markets, with minimal interest rate risk

Capital is at risk. The value of the index may go down as well as up.

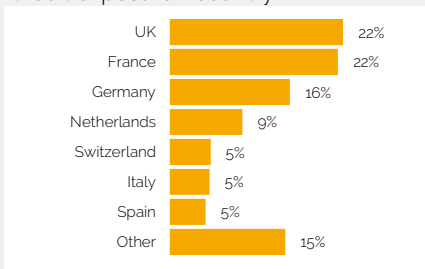
Index information

Index:	iTraxx European Performance Credit Index
Index provider:	IHS Markit
Bloomberg index ticker:	ITRXPFL
Index currency:	EUR

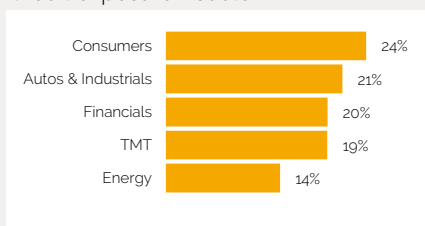
Key metrics

Estimated 12m yield:	-4.42%
Credit DV01:	13.9bp
Average CDS spread:	294bp
Modified IR duration:	0.28

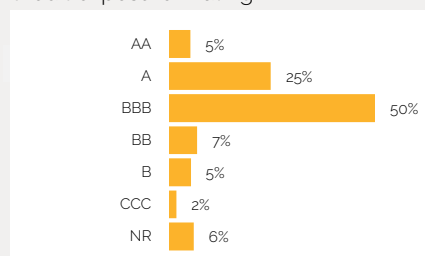
Credit exposure - country



Credit exposure - sector



Credit exposure - rating



Data: Tabula IM as of 28 February 2019. Charts show the percentage of total CDS index notional. Credit breakdown is based on S&P rating. Credit DV01 is the expected % change in NAV for a 1bp change in credit spreads.

Benefits

- Primarily investment grade
- Takes advantage of the difference between implied and realised default rates
- Enhances performance by scaling up high quality exposure, rather than lowering credit rating
- Has delivered higher returns than European high yield, with similar volatility

About the index

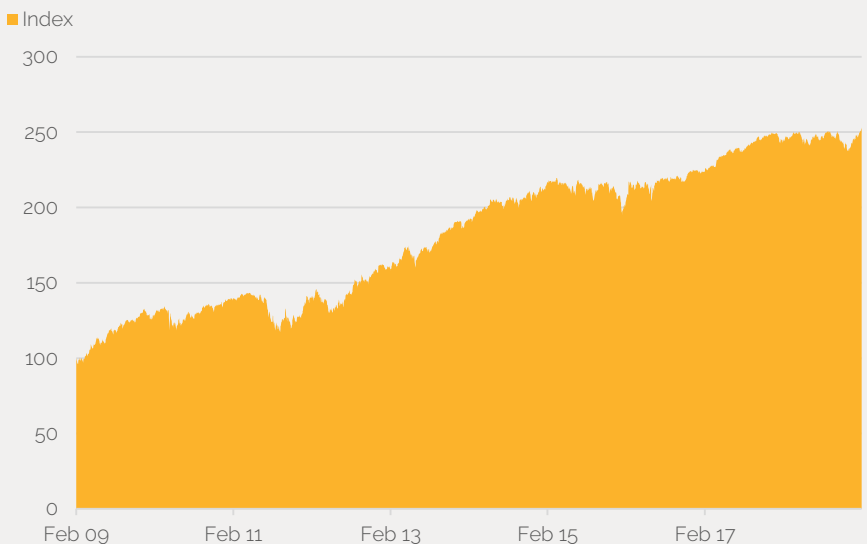
The ITRXPFL Index provides diversified exposure to European corporate credit, primarily investment grade. To emphasise credit risk and reduce direct interest rate risk, it takes exposure via two liquid credit default swap (CDS) indices rather than corporate bonds:

- 80% iTraxx Europe 5y (125 investment grade entities, equally weighted)
- 20% iTraxx Crossover 5y (75 sub-investment grade entities, equally weighted)

The index reflects the return from selling protection on the current series of each CDS index. It takes total market exposure of 300%, allocated in an 80/20 ratio to iTraxx Europe and iTraxx Crossover respectively, and is rebalanced monthly. Visit TabulaIM.com for a detailed methodology.

Index performance

Index performance is calculated by IHS Markit. Past performance (actual or simulated) is not a reliable indicator of future performance.



	Dec 13 - Dec 14	Dec 14 - Dec 15	Dec 15 - Dec 16	Dec 16 - Dec 17	Dec 17 - Dec 18
Index	9.2%	2.9%	4.5%	11.1%	-3.6%

	YTD	1m	1y	3y (ann.)	5y (ann.)	Volatility	Sharpe ratio
Index	5.8%	2.2%	3.4%	7.3%	5.6%	6.2%	0.95

Data: Tabula IM/IHS Markit, 28 February 2019. Volatility and Sharpe ratio are calculated over 5 years.

Contact us for further information

Phone +44 20 7968 7489
Email info@tabulaim.com

TabulaIM.com

About Tabula

Tabula is a new ETF provider focused on fixed income for European institutional investors.

Tabula specialises in fixed income, supporting investors as flows into the asset class accelerate. The company believes that although fundamentals and market dynamics are positive for fixed income, the persistent innovation that ignited the equity ETF market has been lacking in this sector. As a result, the large incumbent funds continue to gather assets, but investors are looking for differentiated new products.

Tabula has launched its first range of ETFs and will be expanding its offering throughout the year, providing new and more precise tools for passive credit exposure. Over time, Tabula plans to move across the asset class, from investment grade and high yield credit into, for example: inflation, government debt, emerging markets, bank capital, money markets, ESG strategies and Solvency II-efficient funds.

Tabula is working in partnerships with HSBC, IHS Markit, Cheyne Capital, KB Associates, ICE and PWC.

Important information

This document is issued by Cheyne Capital Management (UK) LLP ("Cheyne Capital"), a limited liability partnership registered in England and Wales (Registered no. OC321484 – registered address: Stornoway House, 13 Cleveland Row, London, SW1A 1DH). Cheyne Capital is authorised and regulated by the Financial Conduct Authority ("FCA"). Tabula Investment Management Limited ("Tabula") is an Appointed Representative of Cheyne Capital. Tabula is a private limited company registered in England and Wales (Registered no. 11286661). Business address: Stornoway House, 13 Cleveland Row, London, SW1A 1DH.

This Document comprises an institutional presentation (the "Presentation") which has been prepared by and is the sole responsibility of Tabula Investment Management Limited (the "Company"). This Presentation does not constitute or form part of an admission document, listing particulars or a prospectus relating to the Company or any offer for sale or solicitation of any offer to buy or subscribe for any securities nor shall it or any part of it form the basis of or be relied on in connection with, or act as any inducement to enter into, any contract or commitment whatsoever or constitute an invitation or inducement to engage in investment activity under section 21 of the UK Financial Services and Markets Act 2000 (as amended).

This presentation does not constitute a recommendation regarding any decision to sell or purchase securities in the Company. Notwithstanding the above, in the United Kingdom, this Presentation is only being given to persons reasonably believed by the Company to be investment professionals within the meaning of paragraph (5) of Article 19 persons in the business of disseminating information within the meaning of Article 47 of the Financial Services and Markets Act 2000 (Financial Promotion) Order 2005 (SI 2005/1529) or to high net worth companies or unincorporated associations within the meaning of paragraph (2) of Article 49 of the Financial Services and Markets Act 2000 (Financial Promotion) Order 2005 (SI 2005/1529), and the proposed offer will only be available to such persons who are also qualified investors within the meaning of section 86(7) FSMA purchasing as principal or in circumstances under section 86(2) FSMA.

This Presentation is only being sent to persons reasonably believed by the Company to be investment professionals or to persons to whom it may otherwise be lawful to distribute it. If you are not such a person (i) you should not have received this Presentation and (ii) please return this Presentation to the Company's registered office as soon as possible and take no other action. If you are not such a person you may not rely on or act upon matters communicated in this Presentation. By accepting this Presentation, the recipient represents and warrants that they are a person who falls within the above description of persons entitled to receive this Presentation. This document has not been approved by an authorised person under Section 21 of the Financial Services and Markets Act 2000 ("FSMA"). This Presentation is not intended to be distributed, or passed on, directly or indirectly, to any other class of person and in any event under no circumstances should persons of any other description rely or act upon the contents of this Presentation. This Presentation and its contents are confidential and must not be distributed or passed on, directly or indirectly, to any other person. This presentation is being supplied to you solely for your information and may not be reproduced, further distributed or published in whole or in part by any other person. No representation or warranty, express or implied, is made or given by or on behalf of the Company, its advisers or any of their respective parent or subsidiary undertakings or the subsidiary undertakings of any such parent undertakings or any of the directors, officers or employees of any such person as to the accuracy, completeness or fairness of the information or opinions contained in this Presentation and no responsibility or liability is accepted by any person for such information or opinions or for any liability, howsoever arising (directly or indirectly) from the use of this Presentation or its content or otherwise in connection therewith.

No person has been authorised to give any information or make any representations other than those contained in this Presentation and, if given and/or made, such information or representations must not be relied upon as having been so authorised. The contents of this Presentation are not to be construed as legal, financial or tax advice. The information has not been verified nor independently verified by the Company's advisers and is subject to material updating, revision and further amendment.

Benchmark source: the iTraxx European Performance Credit Index referenced herein is the property of Markit Indices Limited and is used under licence.

© 2019 Tabula Investment Management Limited.