

J.P. Morgan Global Credit Volatility Premium Index (JCREVOLP Index)



Strategy aiming to capture the volatility risk premium in high yield CDS, while minimising market exposure

Capital is at risk. The value of the index may go down as well as up.

Index information

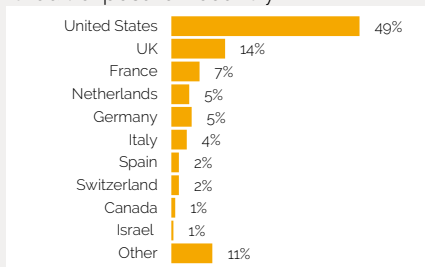
Index:	J.P. Morgan Global Credit Volatility Premium Index
Index provider:	J.P. Morgan Securities PLC
Bloomberg index ticker:	JCREVOLP
Index currency:	EUR

Key metrics

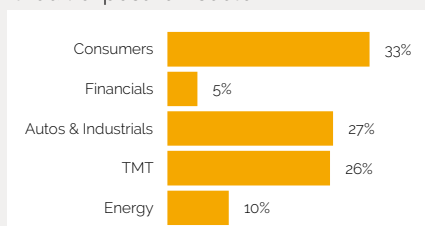
Modified IR duration:	0.68
Subindex value ratio:	XO: 49.7%, HY: 50.3%
Delta:	0.00%
Theta:	0.07%
Vega:	-0.10%

Index breakdown

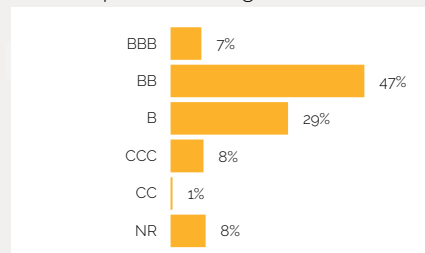
Credit exposure - country



Credit exposure - sector



Credit exposure - rating



Data: Tabula IM as of 30 April 2019. Charts show the percentage of total CDS index notional. Credit breakdown is based on S&P rating. Credit DVO1 is the expected % change in NAV for a 1bp change in credit spreads.

Benefits

- Aims to realise the difference in implied vs realised volatility of index CDS options
- Has historically delivered higher returns than similar strategies selling volatility in equities
- Reduced market exposure via daily delta hedging

About the index

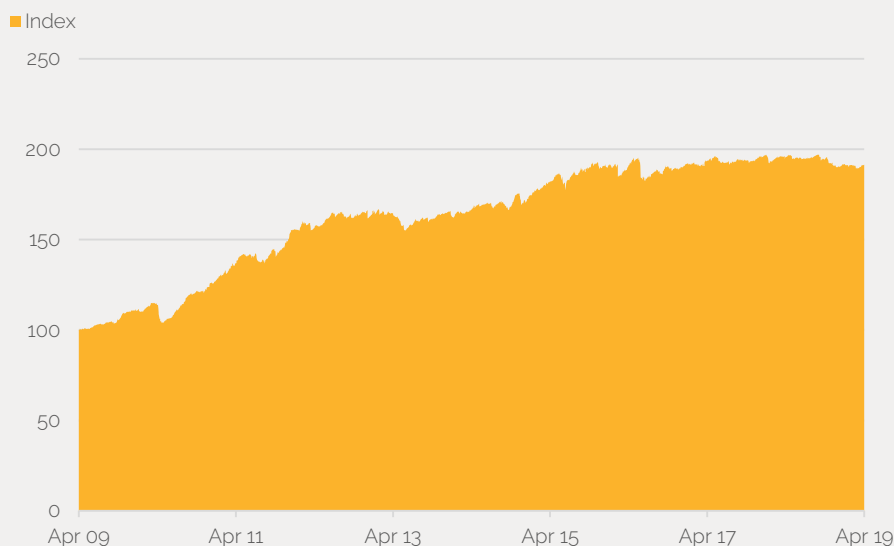
The JCREVOLP Index provides short exposure to volatility in North American and European High Yield CDS markets by tracking the return of two credit volatility indices, rebalanced to an equal weighting monthly. To minimise market exposure, each credit volatility index sells and simultaneously delta hedges option strangles on the relevant CDS indices:

- iTraxx Crossover (XO) 5y (75 European sub-investment grade entities, equally weighted)
- CDX HY 5y (100 North American sub-investment grade entities, equally weighted)

Interest accrued on the notional cash amount makes up the remainder of the Index Value. Interest accrues at a rate equal to EONIA -0.25% (subject to change).

Index performance

Index performance is calculated by J.P. Morgan. Past performance (actual or simulated) is not a reliable indicator of future performance.



	Mar 14 - Mar 15	Mar 15 - Mar 16	Mar 16 - Mar 17	Mar 17 - Mar 18	Mar 18 - Mar 19
Index	9.1%	3.9%	2.4%	2.4%	-3.2%

	YTD	1m	1y	3y (ann.)	5y (ann.)	Volatility	Sharpe ratio
Index	0.5%	11%	-2.1%	0.1%	2.8%	5.0%	0.64

Data: Tabula/J.P. Morgan, 30 Apr 2019. Volatility and Sharpe ratio are calculated over the 5 year period.

Contact us for further information

Phone +44 20 7968 7489
Email info@tabulaim.com

TabulaIM.com

About Tabula

Tabula is a new ETF provider focused on fixed income for European institutional investors.

Tabula specialises in fixed income, supporting investors as flows into the asset class accelerate. The company believes that although fundamentals and market dynamics are positive for fixed income, the persistent innovation that ignited the equity ETF market has been lacking in this sector. As a result, the large incumbent funds continue to gather assets, but investors are looking for differentiated new products.

Tabula has launched its first range of ETFs and will be expanding its offering throughout the year, providing new and more precise tools for passive credit exposure. Over time, Tabula plans to move across the asset class, from investment grade and high yield credit into, for example: inflation, government debt, emerging markets, bank capital, money markets, ESG strategies and Solvency II-efficient funds.

Tabula is working in partnerships with HSBC, IHS Markit, Cheyne Capital, KB Associates, ICE and PWC.

Important information

This document is issued by Cheyne Capital Management (UK) LLP ("Cheyne Capital"), a limited liability partnership registered in England and Wales (Registered no. OC321484 – registered address: Stornoway House, 13 Cleveland Row, London, SW1A 1DH). Cheyne Capital is authorised and regulated by the Financial Conduct Authority ("FCA"). Tabula Investment Management Limited ("Tabula") is an Appointed Representative of Cheyne Capital. Tabula is a private limited company registered in England and Wales (Registered no. 11286661). Business address: Stornoway House, 13 Cleveland Row, London, SW1A 1DH.

This Document comprises an institutional presentation (the "Presentation") which has been prepared by and is the sole responsibility of Tabula Investment Management Limited (the "Company"). This Presentation does not constitute or form part of an admission document, listing particulars or a prospectus relating to the Company or any offer for sale or solicitation of any offer to buy or subscribe for any securities nor shall it or any part of it form the basis of or be relied on in connection with, or act as any inducement to enter into, any contract or commitment whatsoever or constitute an invitation or inducement to engage in investment activity under section 21 of the UK Financial Services and Markets Act 2000 (as amended).

This presentation does not constitute a recommendation regarding any decision to sell or purchase securities in the Company. Notwithstanding the above, in the United Kingdom, this Presentation is only being given to persons reasonably believed by the Company to be investment professionals within the meaning of paragraph (5) of Article 19 persons in the business of disseminating information within the meaning of Article 47 of the Financial Services and Markets Act 2000 (Financial Promotion) Order 2005 (SI 2005/1529) or to high net worth companies or unincorporated associations within the meaning of paragraph (2) of Article 49 of the Financial Services and Markets Act 2000 (Financial Promotion) Order 2005 (SI 2005/1529), and the proposed offer will only be available to such persons who are also qualified investors within the meaning of section 86(7) FSMA purchasing as principal or in circumstances under section 86(2) FSMA.

This Presentation is only being sent to persons reasonably believed by the Company to be investment professionals or to persons to whom it may otherwise be lawful to distribute it. If you are not such a person (i) you should not have received this Presentation and (ii) please return this Presentation to the Company's registered office as soon as possible and take no other action. If you are not such a person you may not rely on or act upon matters communicated in this Presentation. By accepting this Presentation, the recipient represents and warrants that they are a person who falls within the above description of persons entitled to receive this Presentation. This document has not been approved by an authorised person under Section 21 of the Financial Services and Markets Act 2000 ("FSMA"). This Presentation is not intended to be distributed, or passed on, directly or indirectly, to any other class of person and in any event under no circumstances should persons of any other description rely or act upon the contents of this Presentation. This Presentation and its contents are confidential and must not be distributed or passed on, directly or indirectly, to any other person. This presentation is being supplied to you solely for your information and may not be reproduced, further distributed or published in whole or in part by any other person. No representation or warranty, express or implied, is made or given by or on behalf of the Company, its advisers or any of their respective parent or subsidiary undertakings or the subsidiary undertakings of any such parent undertakings or any of the directors, officers or employees of any such person as to the accuracy, completeness or fairness of the information or opinions contained in this Presentation and no responsibility or liability is accepted by any person for such information or opinions or for any liability, howsoever arising (directly or indirectly) from the use of this Presentation or its content or otherwise in connection therewith.

No person has been authorised to give any information or make any representations other than those contained in this Presentation and, if given and/or made, such information or representations must not be relied upon as having been so authorised. The contents of this Presentation are not to be construed as legal, financial or tax advice. The information has not been verified nor independently verified by the Company's advisers and is subject to material updating, revision and further amendment.

Benchmark source: the J.P. Morgan Global Credit Volatility Premium Index referenced herein is the property of J.P. Morgan and is used under licence. The J.P. Morgan Global Credit Volatility Premium Index (the "Index") has been licensed to Tabula Investment Management (the "Licensee") for the Licensee's benefit. Neither the Licensee nor the Tabula J.P. Morgan Global Credit Volatility Premium Index UCITS ETF (the "Non-JPM Product") is sponsored, operated, endorsed, recommended, sold or promoted by J.P. Morgan Securities plc ("JPMS plc") or any of its affiliates (together and individually, "JPMorgan"). JPMorgan makes no representation and gives no warranty, express or implied, to investors in or those otherwise taking exposure to the Non-JPM Product. Such persons should seek appropriate professional advice before making any investment. The Index has been designed and is compiled, calculated, maintained and sponsored by JPMS plc without regard to the Licensee, the Non-JPM Product or any investor. JPMS plc is under no obligation to continue compiling, calculating, maintaining or sponsoring the Index. JPMorgan may independently issue or sponsor other indices or products that are similar to and may compete with the Index and the Non-JPM Product. They may also transact in assets referenced in the Index (or in financial instruments such as derivatives that reference those assets). These activities could have a positive or negative effect on the value of the Index and the Non-JPM Product.

The Index Level of the J.P. Morgan Global Credit Volatility Premium Index factors in several Rebalancing Adjustment Factors which act as a drag on the performance of the Index. Considering in particular the daily rebalancing and the leverage embedded within the Index, this drag on the performance of the Index is expected to be significant. Investors should refer to the Index Rules and Q&A (available on www.jpmorganindices.com) for more information.