

# Tabula iTraxx IG Bond UCITS ETF (EUR) - Distributing

Liquidity-focused European corporate bond exposure

Net Asset Value: EUR 100.847

28 February 2021

**Capital is at risk. The value of your investment may go down as well as up and you may not get back the amount you invested.**

Investors should read the key risks section of this document, Key Investor Information Document and Prospectus prior to investing.

<b>TTRX</b> LSE & Borsa Italiana	<b>EUR 88.1m</b> AuM
<b>TABX</b> Xetra	<b>0.29%</b> Ongoing charge

## Index information

<b>Index:</b>	iBoxx iTraxx Europe Bond Index
<b>Index provider:</b>	Markit Indices GmbH
<b>Bloomberg index ticker:</b>	IBXXITX1

## Fund information

<b>Replication:</b>	Direct with sampling
<b>Issuer:</b>	Tabula ICAV
<b>Investment manager:</b>	Tabula Investment Management Ltd
<b>Administration:</b>	HSBC Continental Europe
<b>Custody:</b>	HSBC France (HBFR) Dublin Branch
<b>Fund inception:</b>	06 January 2020
<b>Share class inception:</b>	06 January 2020
<b>Income treatment:</b>	Distributing; Semi-annual
<b>Domicile:</b>	Ireland
<b>Base currency:</b>	EUR
<b>Share class currency:</b>	EUR
<b>ISIN:</b>	IE00BL6XZW6g
<b>UK distributor/reporting status:</b>	Yes
<b>ISA &amp; SIPP eligible:</b>	Yes
<b>Registered countries:</b>	AT, CH, DE, DK, ES, FI, FR, IT, IE, LU, NL, NO, PT, SE, UK



## Investment objective

The Tabula iTraxx IG Bond UCITS ETF (EUR) - Distributing aims to track the iBoxx iTraxx Europe Bond Index (the Index), less fees and expenses.

## About the index

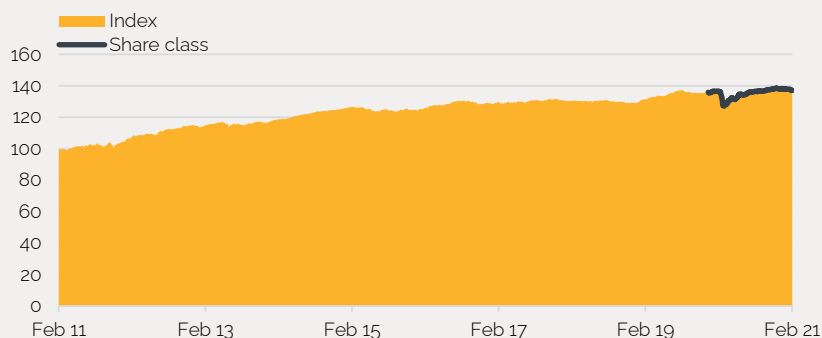
The Index aims to provide corporate bond exposure that closely reflects iTraxx Europe, a liquid and widely-used credit benchmark comprising 125 European investment grade entities. The Index selects up to three bonds for each entity in the current series of iTraxx Europe. It includes EUR-denominated bonds with minimum outstanding of EUR 500 million and 3-7 years to maturity (extended to 1-10y if an entity has no bonds in the 3-7y range).

The entities of the Index are reviewed and rebalanced in March and September in line with the iTraxx Europe. Bonds are weighted such that each entity has equal notional weighting and the Index has an average maturity of 5 years. Due to the bond selection criteria, the Index may not include all entities in iTraxx Europe. On a monthly basis the index may be rebalanced to accommodate to any criteria violations of the bonds.

## Investment process

The Fund invests in a portfolio of corporate bonds that, as far as practicable, reflects the composition of the Index.

## Performance



	Dec 15 - Dec 16	Dec 16 - Dec 17	Dec 17 - Dec 18	Dec 18 - Dec 19	Dec 19 - Dec 20
<b>Share class:</b>	n/a	n/a	n/a	n/a	n/a
<b>Index:</b>	3.7%	1.3%	-1.2%	4.7%	2.0%

	YTD	1m	1y	3y (ann.)	5y (ann.)	Since fund inc.	Since share class inc.	Volatility	Sharpe Ratio
<b>Share class:</b>	-0.6%	-0.6%	0.9%	n/a	n/a	11%	11%	n/a	n/a
<b>Index:</b>	-0.6%	-0.6%	0.7%	1.7%	1.7%	1.0%	1.0%	3.7%	0.65

Data: Tabula IM/IHS Markit, 28 February 2021. Performance is shown on a Net Asset Value (NAV) basis, with gross income reinvested where applicable. Volatility and Sharpe ratio are calculated over 5-years.

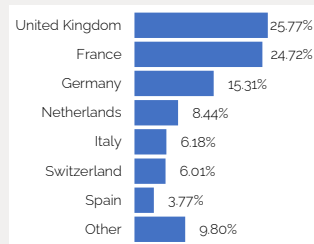
The figures shown relate to past performance. Past performance is not a reliable indicator of future results.

## Fund Composition

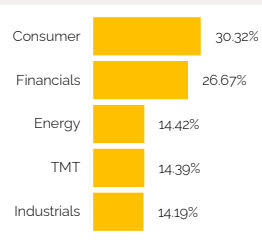
### Key metrics

<b>No. of bonds:</b>	174
<b>No. of issuers:</b>	115
<b>Average duration (yrs):</b>	4.58
<b>Average maturity (yrs):</b>	4.83
<b>Yield to maturity:</b>	0.02%

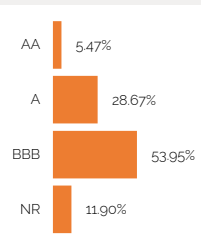
### Credit exposure - country



### Credit exposure - sector



### Credit exposure - rating



For fund holdings, please visit [tabulaim.com](http://tabulaim.com)

Data: Tabula IM/IHS Markit, 28 February 2021

## Listing Information

<b>Exchange:</b>	London Stock Exchange	Xetra	Borsa Italiana
<b>Trading hours:</b>	0800 to 1630 GMT	0900 to 1730 CET	0900 to 1730 CET
<b>Trading currency:</b>	EUR	EUR	EUR
<b>Exchange ticker:</b>	TTRX	TABX	TTRX IM
<b>Bloomberg ticker:</b>	TTRX LN	TABX GY	TTRX IM
<b>RIC:</b>	TTRXL	TABX.DE	TTRX.MI
<b>SEDOL/VALOR:</b>	BL6XZW6	BKRWTL2 DE	BKRWTL2 DE
<b>WKN:</b>	A2PW5L	A2PW5L	A2PW5L

## Recent distribution

<b>Announcement date:</b>	14 January 2021
<b>Ex-date:</b>	22 January 2021
<b>Record date:</b>	22 January 2021
<b>Payment date:</b>	04 February 2021
<b>Distribution per share:</b>	EUR 0.1473
<b>Distribution frequency:</b>	Semi-annual

## Key risks

- **No capital protection:** The value of your investment may go down as well as up and you may not get back the amount you invested.
- **Liquidity risk:** Lower liquidity means there are insufficient buyers or sellers to allow the Sub-Fund to sell or buy investments readily. Neither the Index provider nor the issuer make any representation or forecast on liquidity.
- **Counterparty risk:** The Sub-Fund may incur losses if an institution providing services such as safekeeping of assets or acting as a derivatives counterparty becomes insolvent.
- **Credit risk:** The issuer of a financial asset held within the Fund may not pay income or repay capital to the Sub-Fund when due.

## Important information

This document is issued by Tabula Investment Management Limited ("Tabula"), authorised and regulated by the Financial Conduct Authority ("FCA"). Tabula is a private limited company registered in England and Wales (Registered no. 11286661). Registered address: 10 Norwich Street, London EC4A 1BD. Business address: 55 Strand, London WC2N 5LR. The Tabula iTraxx IG Bond UCITS ETF (EUR) - Distributing (the "Fund") is an open-ended investment sub-fund of Tabula ICAV which has variable capital having segregated liability between their funds organised under the laws of Ireland and authorised by the Central Bank of Ireland. This material is for distribution to Professional Clients (as defined by the FCA or MiFID Rules) and Qualified Investors only and should not be relied upon by any other persons. Tabula has not considered the suitability of this investment against your individual needs and risk tolerance. The data displayed provides summary information, any decision to invest must be based solely on the information contained in the Fund's Prospectus, Key Investor Information Document and the latest half-yearly report and unaudited accounts and/or annual report and audited accounts, when available, free from your broker, financial adviser or Tabula. It is the responsibility of every person reading this document to satisfy himself as to the full observance of the laws of any relevant country, including obtaining any government or other consent which may be required or observing any other formality which needs to be observed in that country and which might be relevant to the subscription, purchase, holding, exchange, redemption or disposal of any investments. No provider of information presented here, including index and ratings information is liable for damages or losses of any type arising from use of their information nor breach of such legislation or for any losses relating to the accuracy, completeness or use of information in this communication, including consequential loss. No warranty of accuracy is given and no liability in respect of any error or omission is accepted. No sale will be made in any jurisdiction in which the offer, solicitation, or sale is not authorised or to any person to whom it is unlawful to make the offer, solicitation or sale. This document does not constitute an offer to sell or solicitation of an offer to buy interests in any product and may not be used to make such an offer. The information contained in this document, especially as regards portfolio construction/parameter-type information, reflects the current thinking of Tabula and may be changed or modified in response to its perception of changing market conditions, or otherwise, without further notice to you. Accordingly, the information herein, in respect of investment products and services, should be considered indicative of Tabula's current opinion and should not be relied on in making any investment decisions. This document is not, and under no circumstances is to be construed as an advertisement or any other step in furtherance of a public offering of shares in the United States or Canada. This document is not aimed at persons who are resident in the United States, Canada or any province or territory thereof, where the Fund/securities are not authorised or registered for distribution and where no prospectus has been filed with any securities commission or regulatory authority. The Fund/securities may not be acquired or owned by, or acquired with the assets of, an ERISA Plan. Investment in the products mentioned in this document may not be suitable for all investors. Past performance is not a guide to future performance and should not be the sole factor of consideration when selecting a product. The price of the investments may go up or down and the investor may not get back the amount invested. Your income is not fixed and may fluctuate. The value of investments involving exposure to foreign currencies can be affected by exchange rate movements. We remind you that the levels and bases of, and reliefs from, taxation can change. In respect of the products mentioned this document is intended for information purposes only and does not constitute investment advice or an offer to sell or a solicitation of an offer to buy the securities described within. MSCI rating source: etfbok.com, MSCI ESG Research LLC. MSCI ESG Fund Ratings are for informational purposes only and are subject to the Notice & Disclaimer found at: <https://www.msci.com/notice-and-disclaimer>, and MSCI Inc's and MSCI ESG Research LLC's terms of use at: <https://www.msci.com/terms-of-use> and additional-terms-of-use-msci-esg-research-llc. The Fund has appointed as Swiss representative Oligo Swiss Fund Services SA, Av. Villamont 17, 1005 Lausanne, Switzerland, Tel: +41 21 311 17 77, email: [info@oligofunds.ch](mailto:info@oligofunds.ch). The Fund's Swiss paying agent is Banque Cantonale de Genève. The Prospectus, the Key Investor Information Documents, the Instrument of Incorporation as well as the annual and semi-annual reports may be obtained free of charge from the Swiss Representative in Lausanne. In respect of the Shares distributed in or from Switzerland, the place of performance and jurisdiction is at the registered office of the Swiss Representative. The issue and redemption prices are published at each issue and redemption on [www.swissfunddata.ch](http://www.swissfunddata.ch). Benchmark source: the iBoxx iTraxx Europe Bond Index referenced herein is the property of Markit Indices Limited and is used under licence. © 2021 Tabula Investment Management Limited®