

Tabula EUR IG Bond Paris-aligned Climate UCITS ETF (EUR) - Accumulating

TABULA

An ESG ETF providing Paris-aligned European IG corporate bond exposure



Net Asset Value: EUR 9,982

31 August 2021

Capital is at risk. The value of your investment may go down as well as up and you may not get back the amount you invested.

Investors should read the key risks section of this document, Key Investor Information Document and Prospectus prior to investing.

Investment objective

The Tabula EUR IG Bond Paris-aligned Climate UCITS ETF (EUR) - Accumulating aims to track the Solactive ISS Paris Aligned Select Euro Corporate Bond Index (SOLESPAB Index), less fees and expenses.

About the index

The index provides exposure to EUR-denominated IG bonds that meet the requirements for an EU Paris-Aligned Benchmark and is aligned with a 1.5C Paris scenario. Data provided by ISS ESG is used to exclude issuers in violation of social norms (including the UN GC), and those involved with controversial weapons or tobacco, causing significant environmental harm or with revenues from oil, gas, coal and energy intensive electricity above certain thresholds.

The index also applies a liquidity screen, targeting c.1000 bonds. The selected bonds are weighted so as to meet:

- Minimum 50% initial reduction in greenhouse gas emissions versus the Solactive Euro IG Index
- Minimum 7% annual reduction in greenhouse gas emissions
- Sector, maturity and rating exposures within strict limits versus the Solactive Euro IG Index

Investment process

The ETF invests in a portfolio of corporate bonds that reflects the composition of the index as far as practicable and meets the EU criteria for Paris-aligned Benchmarks.


TABC Xetra	EUR 28.3m AuM
	0.25% Ongoing charge

Index information

Index:	Solactive ISS Paris Aligned Select Euro Corporate Bond Index
Index provider:	Solactive
Bloomberg index ticker:	SOLESPAB

Fund information

Replication:	Direct
Issuer:	Tabula ICAV
Investment manager:	Tabula Investment Management Ltd
Administration:	HSBC Continental Europe
Custody:	HSBC France (HBFR) Dublin Branch
Fund inception:	08 January 2021
Share class inception:	08 January 2021
Income treatment:	Accumulating
Domicile:	Ireland
Base currency:	EUR
Share class currency:	EUR
ISIN:	IE00BN4GXL63
UK distributor/reporting status:	Yes
ISA & SIPP eligible:	Yes
Registered countries:	AT, CH, DE, DK, ES, FI, FR, IT, IE, LU, NL, NO, PT, SE, UK
ESG exclusions:	Yes

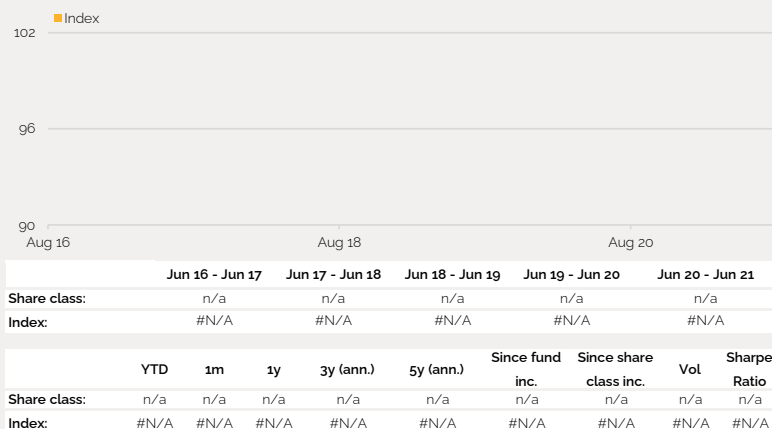


Climate metrics

	Weighted average GHG emissions	GHG emissions reduction vs parent index	YoY GHG emissions reduction	GHG emissions per \$1m invested	12-months GHG emissions reduction vs parent'
Share class:	17.6 M T CO ₂	61.0%		350.0 T CO ₂	4,679 T CO ₂
Index:	16.6 M T CO ₂	63.5%	7.8%	414.5 T CO ₂	
Parent index:	45.5 M T CO ₂			521.7 T CO ₂	

Data: Solactive/ISS ESG. GHG emissions represent gross scope 1, 2 and 3 greenhouse gas emissions. Parent index is the Solactive EUR IG Corporate Index. YoY reduction is as of the most recent semi-annual reduction in January and July. 12-months GHG emission reduction vs parent represents the projected annual cumulative difference in GHG emissions generated by the fund since inception and the equivalent AuM being invested in the parent index, calculated monthly using month-end AuM.

Performance



Data: Tabula IM/Solactive. 31 August 2021. Performance is shown on a Net Asset Value (NAV) basis, with gross income reinvested where applicable. Volatility and Sharpe ratio are calculated over 5-years.

The figures shown relate to past performance. Past performance is not a reliable indicator of future results.

Fund Composition

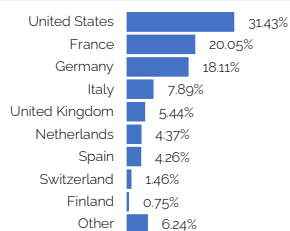
Key metrics

#REF!	#REF!
#REF!	#REF!
#REF!	#REF!
#REF!	#REF!
#REF!	#REF!
Average credit rating	BBB

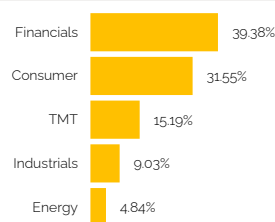
For fund holdings, please visit tabulaim.com

Data: Tabula IM/Solactive, 31 August 2021

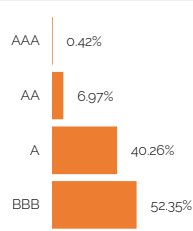
Credit exposure - country



Credit exposure - sector



Credit exposure - rating



Listing Information

Exchange:	Xetra
Trading hours:	0900 to 1730 CET
Trading currency:	EUR
Exchange ticker:	TABC
Bloomberg ticker:	TABC GY
RIC:	TABC.DE
SEDOL/VALOR:	BN4GXL6
WKN:	AzQJg3

Key risks

- No capital protection: The value of your investment may go down as well as up and you may not get back the amount you invested.
- Liquidity risk: Lower liquidity means there are insufficient buyers or sellers to allow the Sub-Fund to sell or buy investments readily. Neither the Index provider nor the issuer make any representation or forecast on liquidity.
- Counterparty risk: The Sub-Fund may incur losses if any institution providing services such as safekeeping of assets or acting as a derivatives counterparty becomes insolvent.
- ESG screening: The environmental, social and governance screening criteria are embedded with the index selection process, which seeks to exclude bonds issued by companies involved in certain activities. The investment manager is not responsible for monitoring the screening process or confirming that all bonds which pass the screening process are issued by companies with adequate environmental, social or governance standards.
- Credit risk: The issuer of a financial asset held within the Fund may not pay income or repay capital to the Sub-Fund when due.

Important information

This document is issued by Tabula Investment Management Limited ("Tabula"), authorised and regulated by the Financial Conduct Authority ("FCA"). Tabula is a private limited company registered in England and Wales (Registered no. 11286661). Registered address: 10 Norwich Street, London EC4A 1BD. Business address: 55 Strand, London WC2N 5LR. The Tabula US Enhanced Inflation UCITS ETF (USD) – CHF – Hedged Accumulating (the "Fund") is an open-ended investment sub-fund of Tabula ICAV which has variable capital having segregated liability between their funds organised under the laws of Ireland and authorised by the Central Bank of Ireland. This material is for distribution to Professional Clients (as defined by the FCA or MiFID Rules) and Qualified Investors only and should not be relied upon by any other persons. Tabula has not considered the suitability of this investment against your individual needs and risk tolerance. The data displayed provides summary information, any decision to invest must be based solely on the information contained in the Fund's Prospectus, Key Investor Information Document and the latest half-yearly report and unaudited accounts and/or annual report and audited accounts, when available, free from your broker, financial adviser or Tabula. It is the responsibility of every person reading this document to satisfy himself as to the full observance of the laws of any relevant country, including obtaining any government or other consent which may be required or observing any other formality which needs to be observed in that country and which might be relevant to the subscription, purchase, holding, exchange, redemption or disposal of any investments. No provider of information presented here, including index and ratings information is liable for damages or losses of any type arising from use of their information nor breach of such legislation or for any losses relating to the accuracy, completeness or use of information in this communication, including consequential loss. No warranty of accuracy is given and no liability in respect of any error or omission is accepted. No sale will be made in any jurisdiction in which the offer, solicitation, or sale is not authorised or to any person to whom it is unlawful to make the offer, solicitation or sale. This document does not constitute an offer to sell or solicitation of an offer to buy interests in any product and may not be used to make such an offer. The information contained in this document, especially as regards portfolio construction/parameter-type information, reflects the current thinking of Tabula and may be changed or modified in response to its perception of changing market conditions, or otherwise, without further notice to you. Accordingly, the information herein, in respect of investment products and services, should be considered indicative of Tabula's current opinion and should not be relied on in making any investment decisions. This document is not, and under no circumstances is to be construed as an advertisement or any other step in furtherance of a public offering of shares in the United States or Canada. This document is not aimed at persons who are resident in the United States, Canada or any province or territory thereof, where the Fund/securities are not authorised or registered for distribution and where no prospectus has been filed with any securities commission or regulatory authority. The Fund/securities may not be acquired or owned by, or acquired with the assets of, an ERISA Plan. Investment in the products mentioned in this document may not be suitable for all investors. Past performance is not a guide to future performance and should not be the sole factor of consideration when selecting a product. The price of the investments may go up or down and the investor may not get back the amount invested. Your income is not fixed and may fluctuate. The value of investments involving exposure to foreign currencies can be affected by exchange rate movements. We remind you that the levels and bases of, and reliefs from, taxation can change. In respect of the products mentioned this document is intended for information purposes only and does not constitute investment advice or an offer to sell or a solicitation of an offer to buy the securities described within. The Fund has appointed as Swiss representative Waystone Services (Switzerland) SA, Av. Villamont 17, 1005 Lausanne, Switzerland, Tel. +41 21 311 17 77, email: switzerland@waystone.com. The Fund's Swiss paying agent is Banque Cantonale de Genève. The Prospectus, the Key Investor Information Documents, the Instrument of Incorporation as well as the annual and semi-annual reports may be obtained free of charge from the Swiss Representative in Lausanne. In respect of the Shares distributed in or from Switzerland, the place of performance and jurisdiction is at the registered office of the Swiss Representative. The issue and redemption prices are published at each issue and redemption on www.swissfunddata.ch. BLOOMBERG® is a trademark and service mark of Bloomberg Finance L.P. and its affiliates (collectively "Bloomberg"). BARCLAYS® is a trademark and service mark of Barclays Bank Plc (collectively with its affiliates, "Barclays"), used under license. Bloomberg or Bloomberg's licensors, including Barclays, own all proprietary rights in the Bloomberg Barclays Indices. Neither Bloomberg nor Barclays is affiliated with Tabula, and neither approves, endorses, reviews or the Tabula Funds. Neither Bloomberg nor Barclays guarantees the timeliness, accuracy or completeness of any data or information relating to the Tabula Bloomberg Enhanced US Inflation Index (the "Index") or any of its component indices, and neither shall be liable in any way to Tabula, investors in the Fund or other third parties in respect of the use or accuracy of the Index or any data included therein.

© 2021 Tabula Investment Management Limited®