

Tabula Global IG Credit Curve Steepener UCITS ETF (EUR) - Accumulating

TABULA

Passive exposure to investment grade credit curve steepness in the US and Europe

Net Asset Value: EUR 99.23

31 December 2021

Capital is at risk. The value of your investment may go down as well as up and you may not get back the amount you invested.

Investors should read the key risks section of this document, Key Investor Information Document and Prospectus prior to investing.

T CRS
Xetra

EUR 121.8m
AuM

0.40%
Ongoing charge

Index information

Index:	iTraxx-CDX IG Global Credit Steepener Index
Index provider:	IHS Markit
Bloomberg index ticker:	ITXCDXST

Fund information

Replication:	Direct
Issuer:	Tabula ICAV
Investment manager:	Tabula Investment Management Ltd
Administration:	HSBC Continental Europe
Custody:	HSBC France (HBFRR) Dublin Branch
Fund inception:	18 August 2020
Share class inception:	18 August 2020
Income treatment:	Accumulating
Domicile:	Ireland
Base currency:	EUR
Share class currency:	EUR
ISIN:	IE00BMQ5Y557
UK distributor/reporting status:	Yes
ISA & SIPP eligible:	Yes
Registered countries*:	AT, DE, DK, ES, FI, FR, IT, IE, LU, NL, NO, PT, SE, UK

Investment objective

The Tabula Global IG Credit Curve Steepener UCITS ETF (EUR) - Accumulating aims to track the iTraxx-CDX IG Global Credit Steepener Index (ITXCDXST Index), less fees and expenses.

About the index

The ITXCDXST Index provides exposure to credit curve steepness in North American and European Investment Grade CDS markets. The index tracks the return of taking equal positions on CDS indices by selling 5y protection and buying 10y protection:

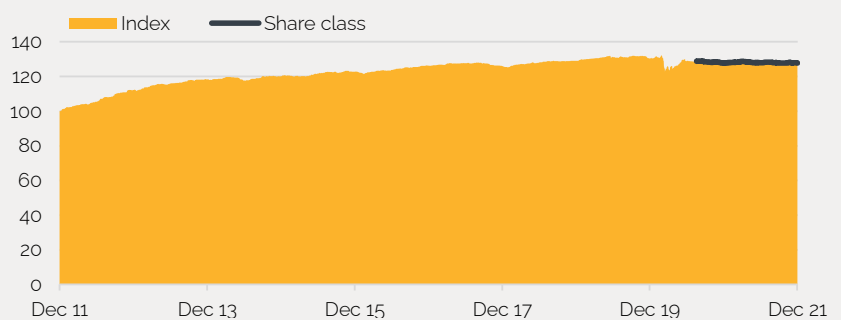
- 50% iTraxx Europe 5y and 10y (125 investment grade entities, equally weighted)
- 50% CDX IG 5y and 10y (125 investment grade entities, equally weighted)

The Index is rebalanced monthly to maintain an approximate 3:1 market exposure to the short On-the-Run 10 Year Index CDS position where the weight of the long On-the-Run 5 Year Index CDS position is determined to offset the credit sensitivity of the 10 Year position. Interest accrued on the notional cash amount makes up the remainder of the index value. Interest accrues at a rate equal to €STR - 0.07% (subject to change).

Investment process

The ETF aims to directly replicate the index composition via CDS index positions and cash collateral (typically investment grade European sovereign bonds with maturity <12 months). To minimise counterparty risk, CDS trades are executed through regulated brokers and centrally cleared.

Performance



	Dec 16 - Dec 17	Dec 17 - Dec 18	Dec 18 - Dec 19	Dec 19 - Dec 20	Dec 20 - Dec 21
Share class:	n/a	n/a	n/a	n/a	0.0%
Index:	-0.1%	2.4%	1.1%	-1.9%	0.2%

	YTD	1m	1y	3y (ann.)	5y (ann.)	Since fund inc.	Since share class inc.	Volatility	Sharpe Ratio
Share class:	0.0%	0.1%	0.0%	n/a	n/a	-0.8%	-0.8%	n/a	n/a
Index:	0.2%	0.2%	0.2%	-0.2%	0.3%	-0.4%	-0.4%	2.6%	0.30

Data: Tabula IM/IHS Markit, 31 December 2021. Performance is shown on a Net Asset Value (NAV) basis, with gross income reinvested where applicable. Volatility and Sharpe ratio are calculated over 5 years.

The figures shown relate to past performance. Past performance is not a reliable indicator of future results.

Fund Composition

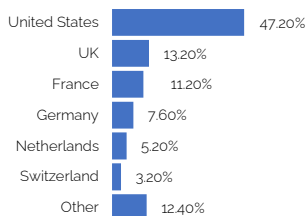
Key metrics

iTraxx Europe ratio:	50%
CDX IG ratio:	50%
Weighted CDS spread:	24bps
Spread steepening sensitivity:	26.9bps
Estimated 12m yield (gross):	0.01%

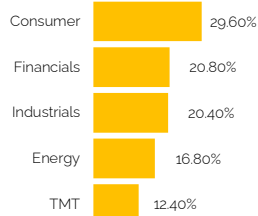
For CDS index components and fund holdings, please visit tabulaim.com

Data: Tabula IM, 31 December 2021.

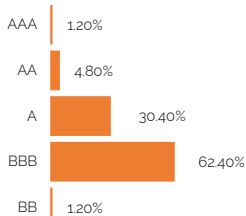
Credit exposure - country



Credit exposure - sector



Credit exposure - rating



Listing Information

Exchange:	Xetra
Trading hours:	0900 to 1730 CET
Trading currency:	EUR
Exchange ticker:	TCRS
Bloomberg ticker:	TCRS GR
RIC:	TCRS.DE
SEDOL/VALOR:	BMQ5Y55
WKN:	A2P58Y

Key risks

- **No capital protection:** The value may go down as well as up and you may not get back the amount invested.
- **Market risk:** The fund is primarily exposed to long and short credit risk. Returns will increase if there is a default, or higher perceived risk of default, among the entities referenced by the CDS indices, or a write-down ("bail in") of an entity's debt by financial authorities. The Sub-Fund may also be impacted by other factors affecting the value of debt securities issued by those entities, including changes in interest rates and exchange rates. When buying and selling CDS on subordinate debt, such debt may be subordinate to senior debt.
- **Risk of financial derivatives and techniques:** The Fund invests in financial derivative instruments to gain both long and short market exposure to the underlying market with rebalancing on a monthly basis. The performance of the Sub-Fund over periods longer than one month may not be inversely proportional or symmetrical with the returns of the reverse positions in the underlying instruments.
- **Foreign exchange risk:** The Fund invests in EUR and USD denominated assets and does not provide a hedge to currency exposure in the base class. Strengthening or weakening of currencies may impact performance.
- **Leverage:** The fund may use leverage, so losses may be magnified.
- **Liquidity risk:** If there are insufficient buyers or sellers of CDS indices, the fund may not be able to match index exposure exactly and the fund may not be able to buy or sell investments readily. Neither the index provider nor the Issuer make any representation or forecast on the Liquidity of CDS transactions.
- **Counterparty risk:** The fund may incur losses if an institution providing services or acting as a derivative counterparty becomes insolvent.
- **Credit risk:** The issuer of a financial asset held within the Fund may not pay income or repay capital to the Fund when due.

Important information

This document is issued by Tabula Investment Management Limited ("Tabula"), authorised and regulated by the Financial Conduct Authority ("FCA"). Tabula is a private limited company registered in England and Wales (Registered no. 1286661). Registered address: 10 Norwich Street, London EC4A 1BD. Business address: 55 Strand, London WC2N 5LR. The Tabula Global IG Credit Curve Steepener UCITS ETF (EUR) - Accumulating (the "Fund") is an open-ended investment sub-fund of Tabula ICAV which has variable capital having segregated liability between their funds organised under the laws of Ireland and authorised by the Central Bank of Ireland. This material is for distribution to Professional Clients (as defined by the FCA or MiFID Rules) and Qualified Investors only and should not be relied upon by any other persons. Tabula has not considered the suitability of this investment against your individual needs and risk tolerance. The data displayed provides summary information, any decision to invest must be based solely on the information contained in the Fund's Prospectus, Key Investor Information Document and the latest half-yearly report and unaudited accounts and/or annual report and audited accounts, when available, free from your broker, financial adviser or Tabula. It is the responsibility of every person reading this document to satisfy himself as to the full observance of the laws of any relevant country, including obtaining any government or other consent which may be required or observing any other formality which needs to be observed in that country and which might be relevant to the subscription, purchase, holding, exchange, redemption or disposal of any investments. No provider of information presented here, including index and ratings information is liable for damages or losses of any type arising from use of their information nor breach of such legislation or for any losses relating to the accuracy, completeness or use of information in this communication, including consequential loss. No warranty of accuracy is given and no liability in respect of any error or omission is accepted. No sale will be made in any jurisdiction in which the offer, solicitation, or sale is not authorised or to any person to whom it is unlawful to make the offer, solicitation or sale. This document does not constitute an offer to sell or solicitation of an offer to buy interests in any product and may not be used to make such an offer. The information contained in this document, especially as regards portfolio construction/parameter-type information, reflects the current thinking of Tabula and may be changed or modified in response to its perception of changing market conditions, or otherwise, without further notice to you. Accordingly, the information herein, in respect of investment products and services, should be considered indicative of Tabula's current opinion and should not be relied on in making any investment decisions. This document is not, and under no circumstances is to be construed as an advertisement or any other step in furtherance of a public offering of shares in the United States or Canada. This document is not aimed at persons who are resident in the United States, Canada or any province or territory thereof, where the Fund/securities are not authorised or registered for distribution and where no prospectus has been filed with any securities commission or regulatory authority. The Fund/securities may not be acquired or owned by, or acquired with the assets of, an ERISA Plan. Investment in the products mentioned in this document may not be suitable for all investors. Past performance is not a guide to future performance and should not be the sole factor of consideration when selecting a product. The price of the investments may go up or down and the investor may not get back the amount invested. Your income is not fixed and may fluctuate. The value of investments involving exposure to foreign currencies can be affected by exchange rate movements. We remind you that the levels and bases of, and reliefs from, taxation can change. In respect of the products mentioned this document is intended for information purposes only and does not constitute investment advice or an offer to sell or a solicitation of an offer to buy the securities described within Benchmark source: the iTraxx-CDX IG Global Credit Steepener Index referenced herein is the property of Markit Indices Limited and is used under licence.

© 2022 Tabula Investment Management Limited®