

Tabula Haitong Asia ex-Japan HY Corp

USD Bond ESG UCITS ETF (USD) - EUR-Hedged Distributing

ESG exposure to liquid Asia ex-Japan High Yield corporate bonds



Net Asset Value: EUR 9.786

31 December 2021

Capital is at risk. The value of your investment may go down as well as up and you may not get back the amount you invested.

Investors should read the key risks section of this document, Key Investor Information Document and Prospectus prior to investing.

TAEH
Xetra

USD 205.8m
AuM

0.65%
Ongoing charge

Index information

Index:	iBoxx MSCI ESG USD Asia ex-Japan High Yield Capped Index
Index provider:	IHS Markit
Bloomberg index ticker:	IBXXUXJT Index

Fund information

Replication:	Direct (with sampling)
Issuer:	Tabula ICAV
Investment manager:	Haitong International Asset Management (HK) Ltd
Administration:	HSBC Continental Europe
Custody:	HSBC France (HBFRL) Dublin Branch
Fund inception:	02 September 2021
Share class inception:	17 November 2021
Income treatment:	Distributing
Domicile:	Ireland
Base currency:	USD
Share class currency:	EUR
ISIN:	IE000DOZYQJ7
UK distributor/reporting status:	Yes
ISA & SIPP eligible:	Yes
Registered countries:	AT, CH, DE, DK, ES, FI, FR, IT, IE, LU, NL, NO, PT, SE, UK
SFDR:	Article 8

MSCI
ESG RATINGS



CCC B BB **BBB** A AA AAA

Investment objective

The Tabula Haitong Asia ex-Japan High Yield Corp USD Bond ESG UCITS ETF (USD) - EUR-Hedged Distributing (the Fund) aims to track the iBoxx MSCI ESG USD Asia ex-Japan High Yield Capped Index (IBXXUXJT Index), less fees and expenses.

About the index

The Index provide exposure to USD-denominated Asia ex-Japan HY bonds that meet the requirements for a EU SFDR Article 8 benchmark. The Index applies ESG filters to Asia ex-Japan high yield bonds with remaining time to maturity of at least 1 year and an issuer notional of at least US\$400m.

The Index uses data provided by MSCI ESG Research to exclude issuers in violation of social norms (including the UN Global Compact), involved with controversial weapons or tobacco, causing significant environmental harm or with revenues from oil, gas, coal and energy intensive electricity above certain thresholds. In addition, an ESG tilt and momentum factor is applied.

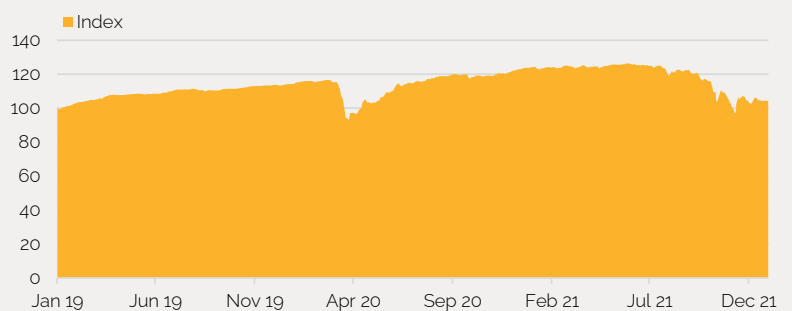
The Index has a 3% issuer cap and 50% sector cap, where excess weights are redistributed proportionately to the remaining bonds. Sector exposures are managed within 5% of the parent index. The +/- 5% sector weights are applied to the Index after the liquidity filters but before the ESG screens, tilt and momentum factors.

A detailed methodology is available in the documents section of tabulaim.com.

Investment process

The ETF invests in a portfolio of corporate bonds that reflects the composition of the Index as far as practicable, less fees and expenses.

Performance



	Dec 16 - Dec 17	Dec 17 - Dec 18	Dec 18 - Dec 19	Dec 19 - Dec 20	Dec 20 - Dec 21
Share class:	n/a	n/a	n/a	n/a	n/a
Index:	n/a	n/a	n/a	8.4%	-16.1%

	YTD	1m	1y	3y (ann.)	5y (ann.)	Since fund inc.	Since share class inc.	Volatility	Sharpe Ratio
Share class:	n/a	n/a	n/a	n/a	n/a	n/a	n/a	n/a	n/a
Index:	-16.1%	-0.2%	-16.1%	n/a	n/a	-14.3%	-1.0%	8.6%	0.16

Data: Tabula IM/IHS Markit, 31 December 2021. Volatility and Sharpe ratio are calculated since inception. Index performance data is not available prior to 31 December 2018. Share class performance will be presented when the share class has a 12-month performance track record.

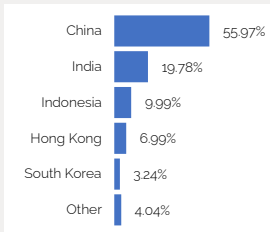
The figures shown relate to past performance. Past performance is not a reliable indicator of future results.

Fund Composition

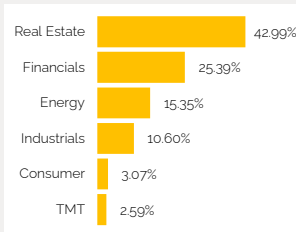
Key metrics

No. of bonds:	228
No. of issuers:	85
Average duration (yrs):	2.78
Average maturity (yrs):	3.38
Estimated 12m yield (gross in USD)	12.22%
Estimated 12m yield (gross in EUR)	11.47%
Average credit rating:	BB

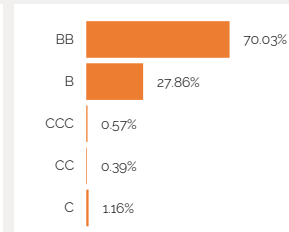
Credit exposure - country



Credit exposure - sector



Credit exposure - rating



For fund holdings please visit tabulaim.com

Data: Tabula IM/IHS Markit, 01 January 2022. Note that sector weight excludes cash or cash-like securities. Yield and duration are based on post month-end rebalance values.

Listing Information

Exchange:	Xetra
Trading hours:	0900 to 1730 German time
Trading currency:	EUR
Exchange ticker:	TAEH
Bloomberg ticker:	TAEH GY
RIC:	TAEH.DE
SEDOL/VALOR:	-
WKN:	A3C5NK

Recent distribution

Announcement date:	13 December 2021
Ex-date:	20 December 2021
Record date:	21 December 2021
Payment date:	10 January 2022
Distribution per share:	0.0879
Distribution frequency:	Semi-annual

Key risks

- No capital protection: The value of your investment may go down as well as up and you may not get back the amount you invested.
- Liquidity risk: Lower liquidity means there are insufficient buyers or sellers to allow the Sub-Fund to sell or buy investments readily. Neither the Index provider nor the issuer make any representation or forecast on liquidity.
- Counterparty risk: The Sub-Fund may incur losses if any institution providing services such as safekeeping of assets or acting as a derivatives counterparty becomes insolvent.
- ESG screening: The environmental, social and governance screening criteria are embedded with the index selection process, which seeks to exclude bonds issued by companies involved in certain activities. The investment manager is not responsible for monitoring the screening process or confirming that all bonds which pass the screening process are issued by companies with adequate environmental, social or governance standards.
- Credit risk: The issuer of a financial asset held within the Fund may not pay income or repay capital to the Sub-Fund when due.
- High yield securities risk: The prices of high yield bonds are likely to be more sensitive to adverse economic changes or individual issuer developments than higher rated securities possibly leading to high yield issuers not being able to service their principal and interest payment obligations. The secondary market for securities that are high yield may be less liquid than the markets for higher quality securities.
- Emerging markets risk: issuers from emerging markets are generally more sensitive to economic and political conditions than developed markets. Other factors include a greater 'liquidity risk', restrictions on investment or transfer of assets, failed/delayed delivery of securities or payments to the Fund and sustainability-related risks.
- Currency risk: Currency hedging may not completely eliminate currency risk in the Sub-Fund and may affect its performance

Important information

This document is issued by Tabula Investment Management Limited ("Tabula"), on behalf of Tabula ICAV, an umbrella Irish collective asset-management vehicle incorporated in Ireland, authorised and regulated by the Financial Conduct Authority ("FCA"). Tabula is a private limited company registered in England and Wales (Registered no. 11286661). Registered address: 10 Norwich Street, London EC4A 1BD. Business address: 6th Floor, 55 Strand, London WC2N 5LR. The ETFs referenced in this document (each a "Fund") are open-ended investment sub-funds of Tabula ICAV, which has variable capital, having segregated liability between its funds, and is organised under the laws of Ireland and authorised by the Central Bank of Ireland.

This document is for Professional Clients (as defined by the FCA or MiFID Rules) and Qualified Investors only and should not be relied upon by any other persons.

This does not constitute an offer or recommendation to buy or sell any product. Any decision to invest must be based solely on the information contained in the relevant Fund's Prospectus, Key Investor Information Document and the latest half-yearly report and unaudited accounts and/or annual report and audited accounts, available free of charge at TabulaIM.com. Potential investors should satisfy themselves as to the full observance of the laws of any country that might be relevant to the purchase, holding or disposal of the Fund. The Funds are not authorised or registered for distribution in the United States or Canada. No warranty of accuracy is given for any information presented here and no provider of information is liable for damages or losses of any type arising from the accuracy, completeness or use of their information. The information in this document may not be reproduced or disseminated, in whole or in part, without the prior consent of Tabula. The Funds may not be suitable for all investors and Tabula has not considered their suitability against any investor's objectives and risk tolerance. The value of a Fund may go up or down and the investor may not get back the amount invested. Past performance is not a guide to future performance. The value of investments may also be affected by exchange rate movements. The Fund has appointed as Swiss representative Waystone Services (Switzerland) SA, Av. Villamont 17, 1005 Lausanne, Switzerland, Tel: +41 21 311 17 77, email: switzerland@waystone.com. The Fund's Swiss paying agent is Banque Cantonale de Genève. The Prospectus, the Key Investor Information Documents, the Instrument of Incorporation as well as the annual and semi-annual reports may be obtained free of charge from the Swiss Representative in Lausanne. In respect of the Shares distributed in or from Switzerland, the place of performance and jurisdiction is at the registered office of the Swiss Representative. The issue and redemption prices are published at each issue and redemption on www.swissfunddata.ch.

The Markit iBoxx Asia ex Japan USD Corporates ESG High Yield Index and the Markit iBoxx Asia ex Japan USD Corporates High Yield Index referenced herein is the property of Markit Indices Limited and is used under licence.

© 2022 Tabula Investment Management Limited®

This document has not been reviewed by the Securities and Futures Commission ("SFC"). SFC authorization is not a recommendation or endorsement of a scheme nor does it guarantee the commercial merits of a scheme or its performance. It does not mean the scheme is suitable for all investors nor is it an endorsement of its suitability for any particular investor or class of investors. Investment involves risk and past performance is not indicative of future performance. Please refer to the offering document for further details including the risk factors.

- Information herein may be obtained and prepared from external sources provided by relevant organizations and third parties. Haitong International Asset Management (HK) Limited makes no guarantees, representation or warranties as to the accuracy or completeness of those information. Nevertheless, Haitong International Asset Management (HK) Limited uses its best endeavors to ensure the information and sources used are reliable and that the views and opinions provided herein are given in good faith. Please seek appropriate professional advice if you are in doubt of any information contained herein.

- This document should not be considered an offer or solicitation to purchase/redeem any of the products, and should not be used for the invitation or advice to third parties to purchase/redeem units of the funds.

- Investors should carefully consider whether the funds described in this presentation are suitable for their own circumstances, including financial situation and needs, investment objectives and experience, and consult your legal, tax, accounting, financial and other professional advisers before making any investment decisions. Carefully measure your suitability for participation in these investments.

- Investors should refer to the individual fund's prospectus or sales documents for product details and risks involved. The price of investment products may go up or down. Buying and selling investment products can bring losses, not necessarily making a profit.