

# Tabula US Enhanced Inflation UCITS ETF (USD) - GBP-Hedged Accumulating

Passive exposure to both realised and expected US inflation

Net Asset Value: GBP 105,959

30 November 2022

Capital is at risk. The value of your investment may go down as well as up and you may not get back the amount you invested.

Investors should read the key risks section of this document, Key Investor Information Document and Prospectus prior to investing.



## Index information

Index:	Bloomberg US Enhanced Inflation Index
Index provider:	Bloomberg
Bloomberg index ticker:	H35616US Index

## Fund information

Replication:	Physical with swap overlay
Issuer:	Tabula ICAV
Investment manager:	Tabula Investment Management Ltd
Administration:	HSBC Continental Europe
Custody:	HSBC France (HBFR) Dublin Branch
Fund inception:	22 October 2020
Share class inception:	19 November 2020
Income treatment:	Accumulating
Domicile:	Ireland
Base currency:	USD
Share class currency:	GBP
ISIN:	IE00BNoTgH70
UK distributor/reporting status:	Yes
ISA & SIPP eligible:	Yes
Registered countries:	AT, CH, DE, DK, ES, FI, FR, IT, IE, LU, NL, NO, PT, SE, UK



## Investment objective

The Tabula US Enhanced Inflation UCITS ETF (USD) - GBP-Hedged Accumulating aims to track the Bloomberg US Enhanced Inflation Index (H35616US Index), less fees and expenses. This share class also aims to hedge US exposure into GBP.

## About the index

The H35616US Index provides exposure to a broad portfolio of US inflation-linked bonds (TIPS) and also acts as an efficient tool to capture US inflation expectations, calculated as the difference between US TIPS and US real yields, in a single index.

- 100% exposure to US TIPS replicating the Bloomberg US Govt Inflation-linked TR index (realised inflation)
- 100% exposure to US Breakevens (inflation expectations):
  - Long US TIPS as per the Bloomberg US Government Inflation-Linked 7-10 Year TR Index
  - Short US nominals as per the Bloomberg US Treasury 7-10 Year TR Index.

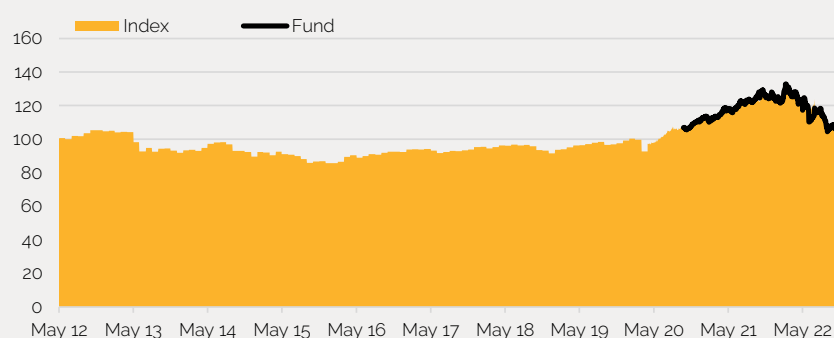
The index is rebalanced monthly to maintain equal exposure to US TIPS and US Breakevens.

A detailed index methodology is available at [tabulaim.com](http://tabulaim.com).

## Investment process

The Fund aims to directly replicate the index, combining the performance of US Treasury inflation-protected securities and the US 7-10 year breakeven inflation rate. The Fund invests in a portfolio of US TIPS and enters into an OTC Total Return Swap agreement in which it receives the return of the US Breakeven Inflation Rate in exchange for agreed payments to the Swap Counterparty, BNP Paribas.

## Performance



	Sep 17 - Sep 18	Sep 18 - Sep 19	Sep 19 - Sep 20	Sep 20 - Sep 21	Sep 21 - Sep 22
Share class:	n/a	n/a	n/a	n/a	-11.0%
Index:	3.1%	0.8%	10.0%	15.7%	-9.9%

	YTD	1m	1y	3y (ann.)	5y (ann.)	Since fund inc. (ann.)	Since share class inc. (ann.)	Volatility	Sharpe Ratio
Share class:	-11.1%	0.4%	-10.2%	n/a	n/a	n/a	2.9%	n/a	n/a
Index:	-9.9%	0.6%	-8.8%	5.8%	4.3%	3.8%	4.1%	10.8%	0.03

Data: Tabula IM/Bloomberg, 30 November 2022. Volatility and Sharpe ratio are calculated over 5-years.

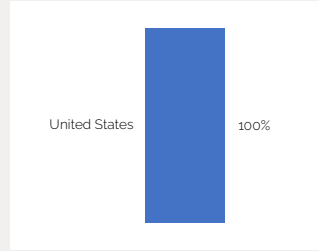
The figures shown relate to past performance. Past performance is not a reliable indicator of future results.

## Fund Composition

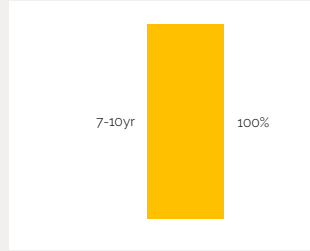
### Key metrics

US TIPS portfolio ratio:	100%
US breakeven portfolio ratio:	100%
Modified IR duration (yrs):	4.96
Average maturity (yrs):	7.31
Yield to maturity:	4.26%
Breakeven rate:	2.26%
Real yield:	1.58%

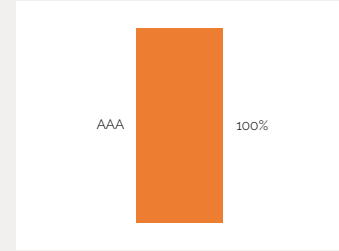
### Credit exposure - country



### Credit exposure - maturity



### Credit exposure - rating



For fund holdings, please visit [tabulaim.com](https://tabulaim.com)

Data: Tabula IM, 30 November 2022.

## Listing Information

Exchange:	LSE
Trading hours:	0800 to 1630 GMT
Trading currency:	GBP
Exchange ticker:	TING
Bloomberg ticker:	TING LN
RIC:	TING.L
SEDOL/VALOR:	BNO79H7
WKN:	A2QHDV

## Key risks

- No capital protection: The value of your investment may go down as well as up and you may not get back the amount you invested.
- Leverage: The Sub-Fund may use leverage, so losses may be magnified.
- Liquidity risk: Lower liquidity means there are insufficient buyers or sellers to allow the Sub-Fund to sell or buy investments readily. Neither the Index provider nor the issuer make any representation or forecast on the liquidity of fund constituents.
- Counterparty risk: The Sub-Fund may incur losses if any institution providing services such as safekeeping of assets or acting as a derivatives counterparty becomes insolvent.
- Credit risk: The issuer of a financial asset held within the Fund may not pay income or repay capital to the Sub-Fund when due.
- OTC Total Return Swap risk: Swap returns are subject to the returns of the Index or reference assets. Valuations of a Sub-Fund's Investments, the Index tracked or replicated by the Sub-Fund or the FDI used by a Sub-Fund to achieve tracking or replication of an Index may in certain circumstances, only be available from a limited number of market participants who may also act as counterparties to these transactions. Valuations received from such market participants may therefore be subjective and there may be substantial differences between any available valuations.
- Currency risk: Currency hedging may not completely eliminate currency risk in the Sub-Fund and may affect its performance.

## Important information

This document is issued by Tabula Investment Management Limited ("Tabula"), on behalf of Tabula ICAV, an umbrella Irish collective asset-management vehicle incorporated in Ireland, authorised and regulated by the Financial Conduct Authority ("FCA"). Tabula is a private limited company registered in England and Wales (Registered no. 11286661). Registered address: 10 Norwich Street, London EC4A 1BD. Business address: 6th Floor, 55 Strand, London WC2N 5LR. The ETFs referenced in this document (each a "Fund") are open-ended investment sub-funds of Tabula ICAV, which has variable capital, having segregated liability between its funds, and is organised under the laws of Ireland and authorised by the Central Bank of Ireland.

In certain EU jurisdictions this document is issued on behalf of KBA Investments Limited ("KBA"). KBA is licensed in terms of the Investment Services Act (Cap 370) as an Investment Firm and regulated by the Malta Financial Services Authority (Authorisation ID KIL2-IF-16174). KBA Investments Limited ("KBA") is distributor for all funds under the Tabula ICAV umbrella. Registered Office: Trident Park, Notabile Gardens, No 2 - Level 3, Zone 2, Central Business District, Birkirkara, Malta. Registered in Malta No. C97015. A list of EU jurisdiction where KBA acts as distributor is available here: <https://www.mfsa.mt/financial-services-register/>. For further details please contact [IR@tabulagroup.com](mailto:IR@tabulagroup.com).

This is a marketing communication. It is not investment advice and is not an offer to sell or solicitation of an offer to buy any investment. Any decision to invest should be based solely on the Prospectus, Key Investor Information Document (KIID) and the latest half-yearly and/or annual report, available from your broker, financial advisor or at [tabulagroup.com](https://tabulagroup.com). This document is for Professional Clients (as defined by the FCA or MiFID Rules) and Qualified Investors only and should not be relied upon by any other persons. It is not for persons who are resident in the United States, Canada or any province or territory thereof, or in any other jurisdiction where the Fund is not authorised or registered for distribution. This document is for Professional Clients (as defined by the FCA or MiFID Rules) and Qualified Investors only and should not be relied upon by any other persons. It is not for persons who are resident in the United States, Canada or any province or territory thereof, or in any other jurisdiction where the Fund is not authorised or registered for distribution. You should satisfy yourself as to the full observance of the laws of any country that might be relevant to the subscription, purchase, holding, exchange, redemption or disposal of any investment. Tabula has not considered the suitability of this investment against your individual needs and risk tolerance. No provider of information presented here, including index and ratings information, is liable for damages or losses arising from use of their information or for any losses relating to the accuracy, or completeness of such information. No warranty of accuracy is given and no liability in respect of any error or omission is accepted. The information in this document, especially as regards portfolio construction and parameter, reflects the current thinking of Tabula, and may be changed without further notice to you and should not be relied on for investment decisions. Investment in the products mentioned in this document may not be suitable for all investors. **Past performance is not a guide to future performance and should not be the sole factor of consideration when selecting a product. The price of the investments may go up or down and the investor you may not get back the amount invested. Your income is not fixed and may fluctuate. The value of investments involving exposure to foreign currencies can be affected by exchange rate movements.** We remind you that the levels and bases of, and reliefs from, taxation may change. In respect of the products mentioned this document is intended for information purposes only and does not constitute investment advice or an offer to sell or a solicitation of an offer to buy the securities described within.

© 2022 Tabula Investment Management Limited®