

Tabula EUR IG Bond Paris-aligned Climate UCITS ETF (EUR) - Accumulating | TABC

An ESG ETF providing Paris-aligned European IG corporate bond exposure



NAV:	EUR8.799
Fund assets:	EUR205.1m
Group assets:	US\$807.2m

Index information

Index:	Solactive ISS Paris Aligned Select Euro Corporate IG Index
Index provider:	Solactive
Bloomberg index ticker:	SOLESPAB Index

Fund information

Ongoing charge:	0.25%
Replication:	Physical
Issuer:	Tabula ICAV
Investment manager:	Tabula Investment Management Ltd
Administration:	HSBC Securities Services (Ireland) DAC
Custody:	HSBC Continental Europe, Dublin Branch
Fund inception:	08 January 2021
Share class inception:	08 January 2021
Income treatment:	Accumulating
Domicile:	Ireland
Base currency:	EUR
Share class currency:	EUR
ISIN:	IE00BN4GXL63
UK distributor/reporting status:	Yes
ISA & SIPP eligible:	Yes
Registered countries:	AT, CH, DE, DK, ES, FI, FR, IT, IE, LU, NL, NO, PT, SE, UK

MSCI
ESG RATINGS



CCC B BB BBB A AA AAA

Capital is at risk. The value of your investment may go down as well as up and you may not get back the amount you invested. Investors should read the key risks section of this document, Key Investor Information Document and Prospectus prior to investing.

Investment objective

The Tabula EUR IG Bond Paris-aligned Climate UCITS ETF (EUR) - Accumulating aims to track the Solactive ISS Paris Aligned Select Euro Corporate IG Index (SOLESPAB Index), less fees and expenses.

About the index

The Index provides exposure to EUR-denominated IG bonds that meet the requirements for an EU Paris- Aligned Benchmark and is aligned with a 1.5C Paris scenario. Data provided by ISS ESG is used to exclude issuers in violation of social norms (including the UN GC), and those involved with controversial weapons or tobacco, causing significant environmental harm or with revenues from oil, gas, coal and energy intensive electricity above certain thresholds. The Index also applies a liquidity screen, targeting c.1000 bonds. The selected bonds are weighted so as to meet:

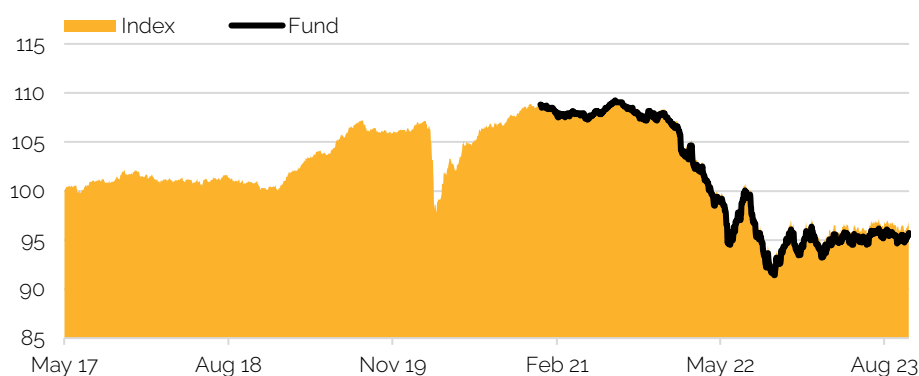
- Minimum 50% initial reduction in greenhouse gas emissions versus the Solactive Euro IG Index
- Minimum 7% annual reduction in greenhouse gas emissions
- Sector, maturity and rating exposures within strict limits versus the Solactive Euro IG Index

A detailed methodology is available in the documents section of tabulaim.com

Investment process

The ETF invests in a portfolio of corporate bonds that reflects the composition of the index as far as practicable and meets the EU criteria for Paris-aligned Benchmarks.

Performance



	Sep 18 - Sep 19	Sep 19 - Sep 20	Sep 20 - Sep 21	Sep 21 - Sep 22	Sep 22 - Sep 23
Fund (after fees):	n/a	n/a	n/a	-14.4%	3.2%
SOLESPAB Index:	5.3%	0.4%	1.4%	-13.9%	3.4%

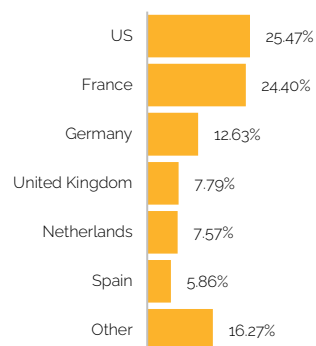
	YTD	1m	1y	3y (ann.)	5y (ann.)	Since share class inception	Vol	Sharpe ratio
Share class (after fees):	2.4%	0.4%	3.2%	n/a	n/a	-4.5%	n/a	n/a
SOLESPAB Index:	2.6%	0.4%	3.4%	-3.5%	-0.8%	-11.1%	3.8%	-0.28

Data: Tabula IM/Solactive, 31 October 2023. Volatility and Sharpe ratio are calculated over five years and includes Parent Index data if historic Fund Index data is not available. Fund represents the base currency Share Class. Performance is shown where more than 12-months track record is available net of fees and on a total returns basis.

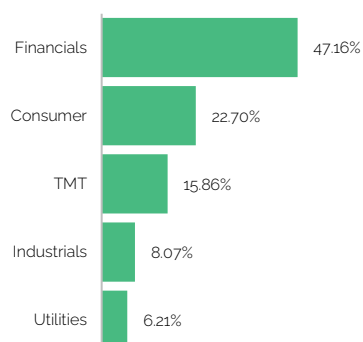
The figures shown relate to past performance. Past performance is not a reliable indicator of future results.

Fund composition

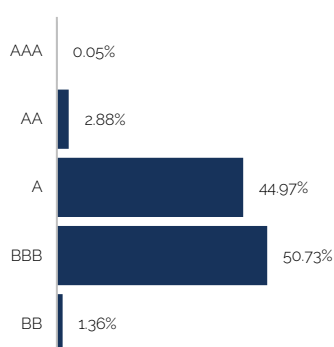
Credit exposure - country



Credit exposure - sector



Credit exposure - rating



For fund holdings, please visit [tabulaim.com](https://www.tabulaim.com)

Data: Tabula IM/Bloomberg. Composition data as of 01 November 2023. Sector weight excludes cash or cash-like securities. Yield and duration are based on post month-end rebalance values.

Sustainability disclosures as of 31 December 2022

Climate metrics data: S&P Global (IHS Markit), MSCI. GHG emissions represent gross scope 1, 2 and 3 greenhouse gas emissions. Parent index is the Solactive Euro IG Corporate Index. YoY reduction is as of the most recent semi-annual reduction in January and July.

There is no guarantee that the yield stated will be achieved.

Key metrics

No. of bonds:	332
No. of issuers:	169
Average duration (yrs):	4.33
Average maturity (yrs):	5.61
Estimated 12m yield (EUR):	4.28%
Average credit rating:	A-

Sustainability disclosures

Sustainability overview	This fund aims to reduce carbon emissions in Euro investment grade bond allocations, in alignment with the Paris Agreement. It achieves this by replicating, as far as possible and practical, the Solactive ISS Paris Aligned Select Euro Corporate IG Index, an EU Paris-aligned Benchmark (PAB).
SFDR classification	Article 9
Minimum % sustainable investments	70%
PAIs considered	Yes
Minimum alignment with EU taxonomy	0%
Exclusions	Violation of social norms (including UNGC) Controversial weapons Tobacco Significant environmental harm Fossil fuels (revenue thresholds) Alcohol Adult entertainment Cannabis (recreational) Conventional weapons Civilian firearms Gambling Genetically modified organisms
ESG data provider	ISS ESG

Climate metrics

	Weighted average GHG emissions	GHG emissions reduction vs parent index	YoY GHG emissions reduction
Share class:	26.5 M T CO ₂ e	53.5%	8.8%
Index:	26.5 M T CO ₂ e	53.5%	7.2%
Parent index:	56.9 M T CO ₂ e	-	-

Share class information

Exchange:	Xetra	Borsa Italiana	BX Swiss
Trading hours:	0900 to 1730 (Frankfurt)	0900 to 1730 (Milan)	0900 to 1730 (Zurich)
Trading currency:	EUR	EUR	EUR
Exchange ticker:	TABC	COOL	TABC
Bloomberg ticker:	TABC GY	COOL IM	TABC SW
RIC:	TABC.DE	COOLMI	TABC.S
SEDOL/VALOR:	-	-	59415869
WKN:	A2QJ93	A2QJ93	A2QJ93

Key risks

- **No capital protection:** The value of your investment may go down as well as up and you may not get back the amount you invested.
- **Liquidity risk:** Lower liquidity means there are insufficient buyers or sellers to allow the Sub-Fund to sell or buy investments readily. Neither the Index provider nor the issuer make any representation or forecast on liquidity.
- **Counterparty risk:** The Sub-Fund may incur losses if any institution providing services such as safekeeping of assets or acting as a derivatives counterparty becomes insolvent.
- **ESG screening:** The environmental, social and governance screening criteria are embedded with the index selection process, which seeks to exclude bonds issued by companies involved in certain activities. The investment manager is not responsible for monitoring the screening process or confirming that all bonds which pass the screening process are issued by companies with adequate environmental, social or governance standards.

A differentiated ETF issuer

Tabula is the leading independent fixed income ETF provider in Europe, with a strong focus on sustainability and ESG. We offer a growing range of differentiated fixed income strategies, with a unique approach and deep ETF expertise.

We were founded to address the underserved market in passive fixed income and credit. We have a track record of growth with large blue-chip partners.

To find out more, please contact us:

Tabula Investment Management Limited
55 Strand, London, WC2N 5LR

Phone: +44 20 3909 4700
Email: IR@tabulagroup.com

Key risks (continued)

- **Credit risk:** The issuer of a financial asset held within the Fund may not pay income or repay capital to the Sub-Fund when due.

Important information

This document is issued by Tabula Investment Management Limited ("Tabula"), on behalf of Tabula ICAV, an umbrella Irish collective asset-management vehicle incorporated in Ireland, authorised and regulated by the Financial Conduct Authority ("FCA"). Tabula is a private limited company registered in England and Wales (Registered no. 11286661). Registered address: 10 Norwich Street, London EC4A 1BD. Business address: 6th Floor, 55 Strand, London WC2N 5LR. The ETFs referenced in this document (each a "Fund") are open-ended investment sub-funds of Tabula ICAV, which has variable capital, having segregated liability between its funds, and is organised under the laws of Ireland and authorised by the Central Bank of Ireland.

In certain EU jurisdictions this document is issued on behalf of KBA Investments Limited ("KBA"). KBA is licensed in terms of the Investment Services Act (Cap 370) as an Investment Firm and regulated by the Malta Financial Services Authority (Authorisation ID KIL2-IF-16174). KBA Investments Limited ("KBA") is distributor for all funds under the Tabula ICAV umbrella. Registered Office: Trident Park, Notabile Gardens, No 2 - Level 3, Zone 2, Central Business District, Birkirkara, Malta. Registered in Malta No. C97015. A list of EU jurisdiction where KBA acts as distributor is available here: <https://www.mfsa.mt/financial-services-register/>. For further details please contact IR@tabulagroup.com.

This is a marketing communication. It is not investment advice and is not an offer to sell or solicitation of an offer to buy any investment. Any decision to invest should be based solely on the Prospectus, Key Investor Information Document (KIID) and the latest half-yearly and/or annual report, available from your broker, financial advisor or at tabulagroup.com. This document is for Professional Clients (as defined by the FCA or MiFID Rules) and Qualified Investors only and should not be relied upon by any other persons. It is not for persons who are resident in the United States, Canada or any province or territory thereof, or in any other jurisdiction where the Fund is not authorised or registered for distribution. This document is for Professional Clients (as defined by the FCA or MiFID Rules) and Qualified Investors only and should not be relied upon by any other persons. It is not for persons who are resident in the United States, Canada or any province or territory thereof, or in any other jurisdiction where the Fund is not authorised or registered for distribution. You should satisfy yourself as to the full observance of the laws of any country that might be relevant to the subscription, purchase, holding, exchange, redemption or disposal of any investment. Tabula has not considered the suitability of this investment against your individual needs and risk tolerance. No provider of information presented here, including index and ratings information, is liable for damages or losses arising from use of their information or for any losses relating to the accuracy, or completeness of such information. No warranty of accuracy is given and no liability in respect of any error or omission is accepted. The information in this document, especially as regards portfolio construction and parameter, reflects the current thinking of Tabula, and may be changed without further notice to you and should not be relied on for investment decisions. Investment in the products mentioned in this document may not be suitable for all investors. Past performance is not a guide to future performance and should not be the sole factor of consideration when selecting a product. The price of the investments may go up or down and the investor you may not get back the amount invested. Your income is not fixed and may fluctuate. The value of investments involving exposure to foreign currencies can be affected by exchange rate movements. We remind you that the levels and bases of, and reliefs from, taxation may change. In respect of the products mentioned this document is intended for information purposes only and does not constitute investment advice or an offer to sell or a solicitation of an offer to buy the securities described within.

The Fund has appointed as Swiss representative Waystone Services (Switzerland) SA, Av. Villamont 17, 1005 Lausanne, Switzerland, Tel: +41 21 311 17 77, email: switzerland@waystone.com. The Fund's Swiss paying agent is Banque Cantonale de Genève. The Prospectus, the Key Investor Information Documents, the Instrument of Incorporation as well as the annual and semi-annual reports may be obtained free of charge from the Swiss Representative in Lausanne. In respect of the Shares distributed in or from Switzerland, the place of performance and jurisdiction is at the registered office of the Swiss Representative. The issue and redemption prices are published at each issue and redemption on www.swissfunddata.ch.

Benchmark source: the Solactive ISS Paris Aligned Select Euro Corporate IG Index.

© 2023 Tabula Investment Management Limited®